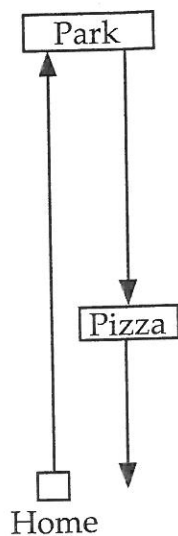


RESPONSE SHEET—REPRESENTING MOTION



Marybeth and two friends went on a leisurely outing. They walked to the park 1500 meters from Marybeth's house.

They watched the skateboarders awhile.

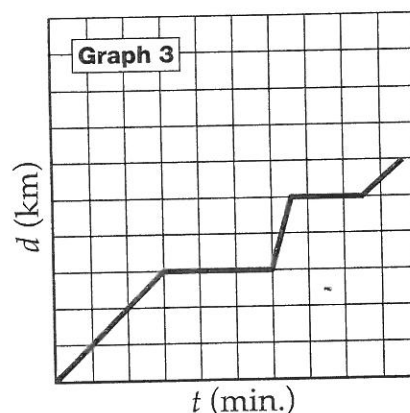
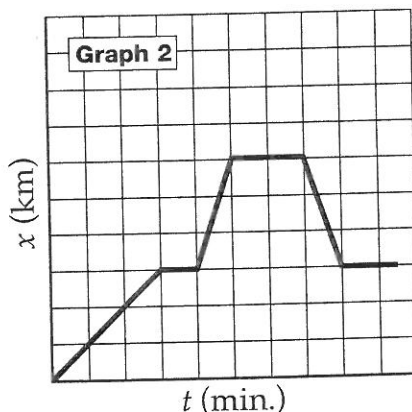
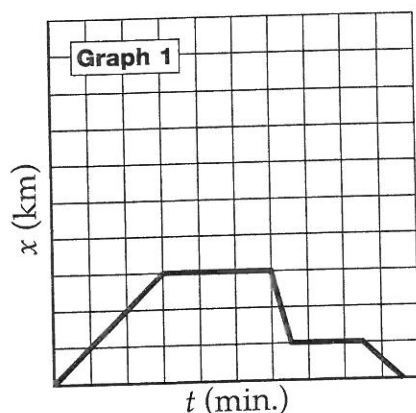
Then they took the bus toward home.

They got off at the pizza shop and shared a pineapple and ham pizza.

They walked the remaining 500 m home.

Marybeth and her two friends made motion graphs of the outing.

Which graph or graphs represent Marybeth's movements during the outing?



Explain which graph or graphs represent Marybeth's movements.

GRAPH A MOTION EVENT

Make up a story to go with each of these motion graphs.

